



www.eumayors.eu

Il Patto dei Sindaci

Monitorare I risultati

Elodie Bossio

Covenant of Mayors Office | FEDARENE

31 March 2015



Un successo crescente...

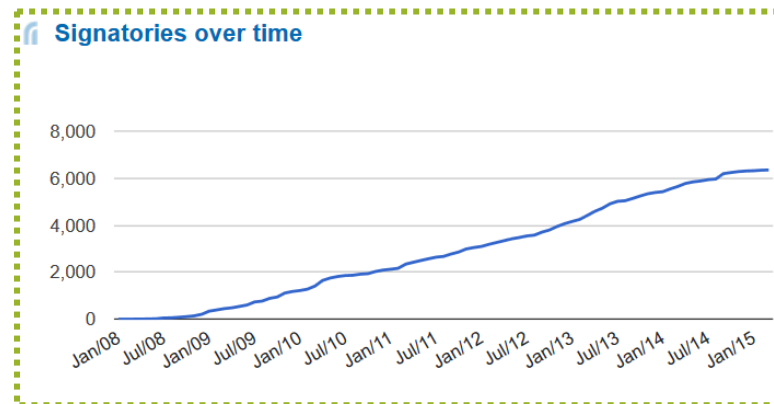


www.eumayors.eu



... **196 milioni** cittadini

... **6260** firmatari



... **177** regioni, province,...

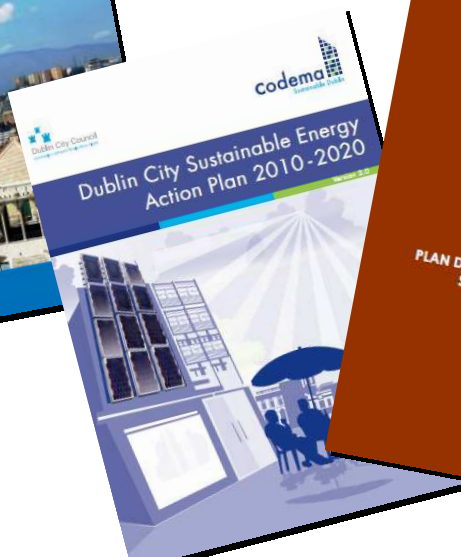





Pianificazione energetica locale



www.eumayors.eu



4,500 piani





www.eumayors.eu



Il Patto nella Strategia UE





Obiettivi 20-20-20 UE (entro il 2020)

Ridurre del 20% le emissioni di gas serra

20% del fabbisogno di energia da fonti rinnovabili

Aumento del 20% dell'efficienza energetica

100%

Trend attuale verso il 2020

-20%



Trend attuale verso il 2020

+20%



Trend attuale verso il 2020

-15% ?
-18% ?



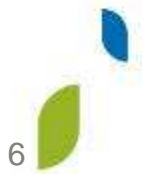
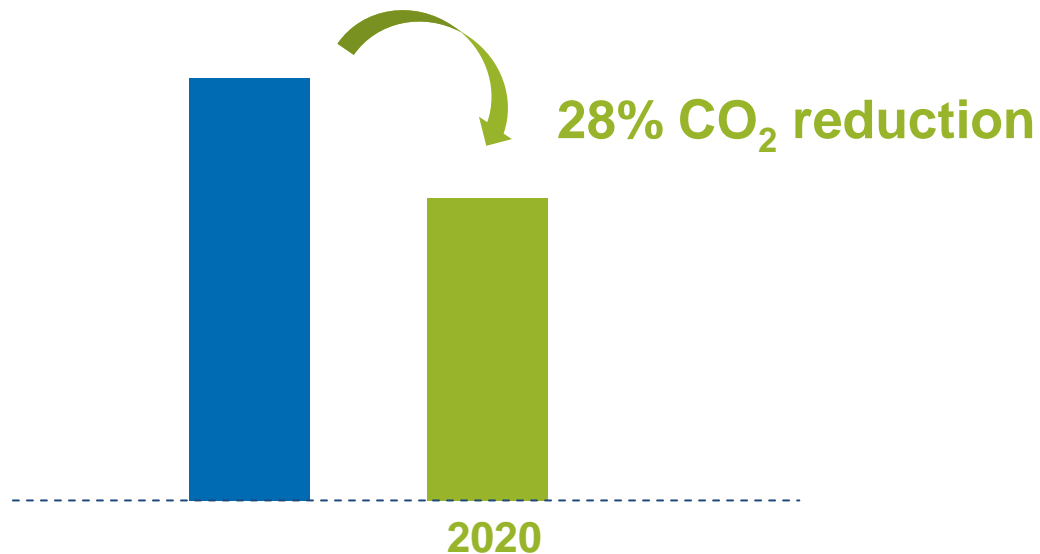
www.eumayors.eu



www.eumayors.eu

High ambitious level of CO₂ reduction taken by local authorities

... exceeding the 20% EU reduction target





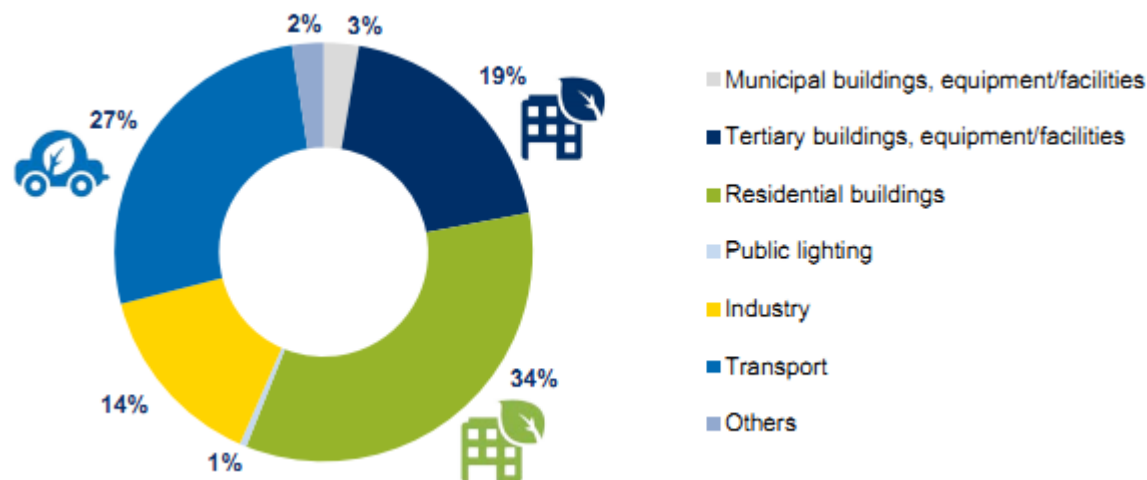
Covenant in Figures

Baseline Emission Inventories

www.eumayors.eu

... **7** tonnes CO₂ eq. per capita (IPCC)

Breakdown of CO₂ emissions by sector



Source: JRC (2013) based on a sample of 1,287 SEAPs.





Covenant in Figures

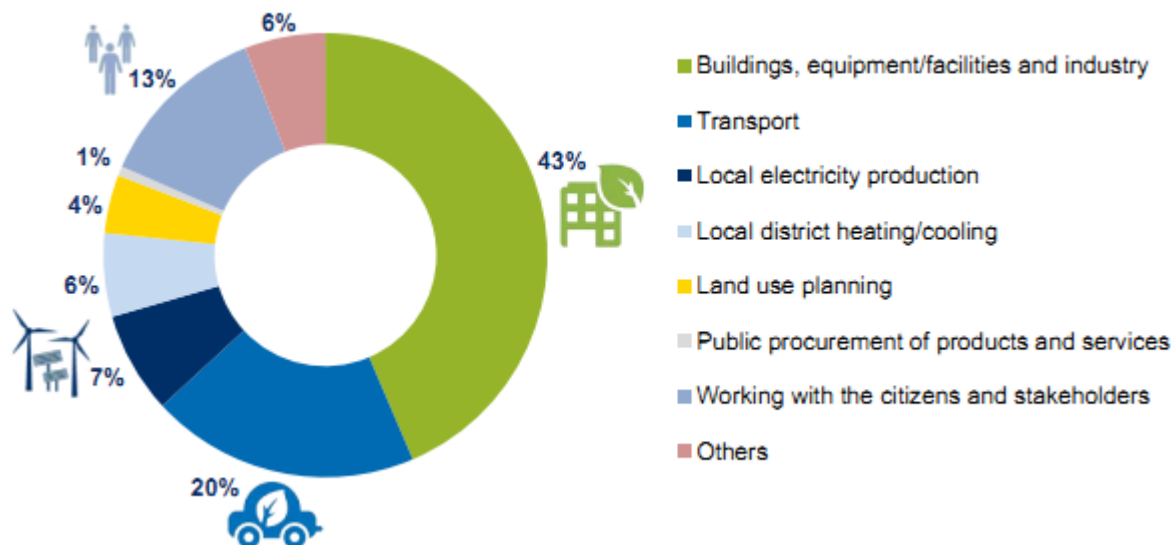
2020 commitments



www.eumayors.eu

... about **28%** CO₂ emissions reduction commitment

Breakdown of expected CO₂ emissions reduction by field of action in 2020



Source: JRC (2013) based on a sample of 1,287 SEAPs.





www.eumayors.eu



Il Monitoraggio

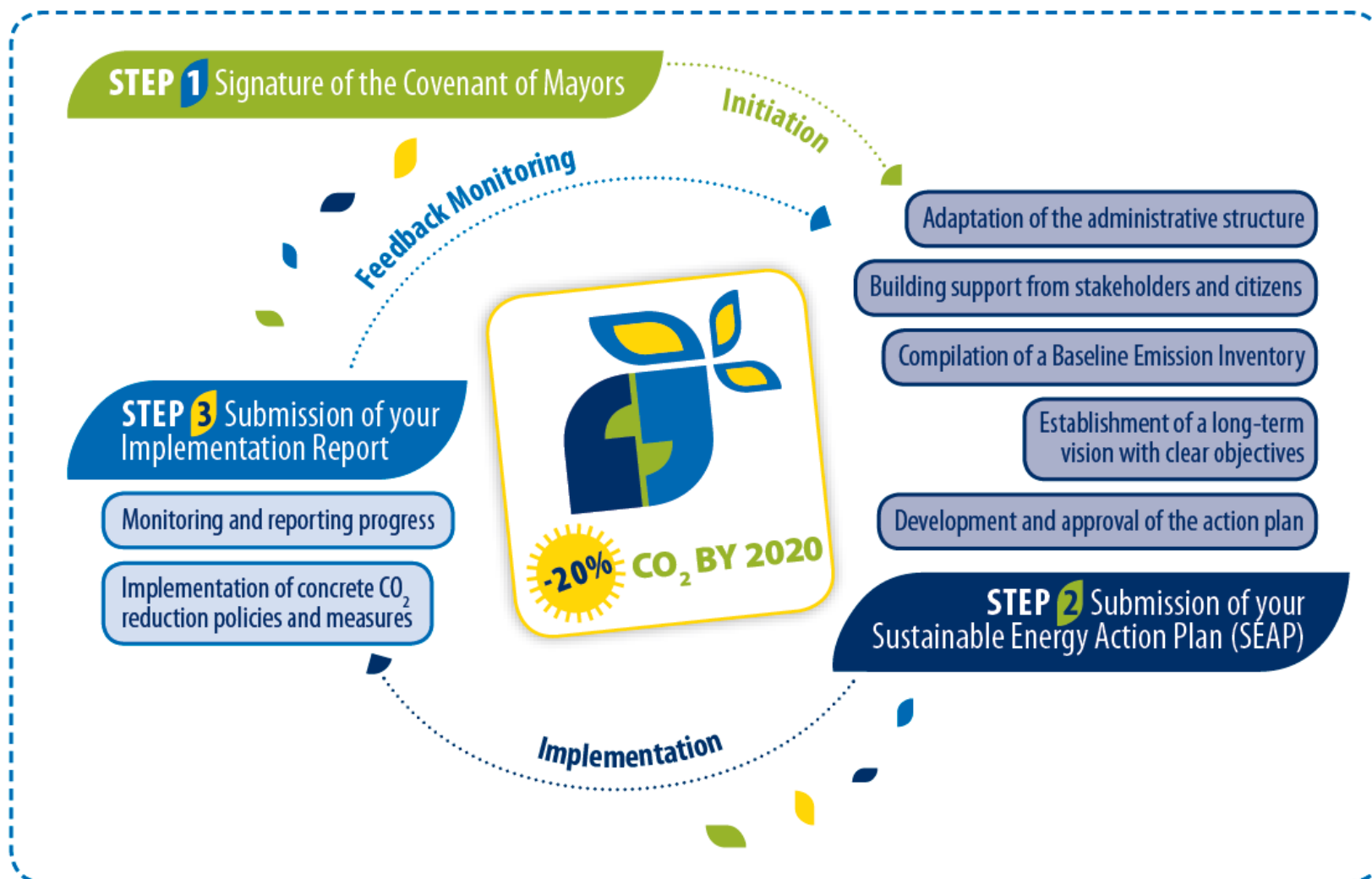




Step by step



www.eumayors.eu





Monitoring requirements

www.eumayors.eu

WHAT?

	Action Reporting	Full Reporting
I – Overall Strategy	✓	✓
II – Emission Inventories	x	✓
III – Sustainable Energy Action Plan	✓	✓

WHEN?

Action Reporting	Full Reporting
At least every two years	At least every four years

Reference year: SEAP submission





The SEAP and Monitoring Templates

- Standard **reporting framework** for Covenant Signatories;
- **Summarises** the key data of SEAPs and Monitoring Reports;
- Allows to **analyse the data** in a structured and systematic manner;
- Ensures the generation of aggregated **statistics**¹.

www.eumayors.eu

Category	FINAL ENERGY CONSUMPTION [MWh]															Total
	Electricity	Heat cold	Fossil Fuels							Renewable energies						
			Natural gas	Liquid gas	Heating oil	Diesel	Gasoline	Lignite	Coal	Other fossil fuels	Plant oil	Biofuel	Other biomass	Solar thermal	Geothermal	
BUILDINGS, EQUIPMENT / FACILITIES & INDUSTRIES																
Municipal buildings, equipment/facilities	115844	0	210214	0	12990	47795	0	0	0	0	0	0	0	113	0	386956
Tertiary (non municipal) buildings, equipment/facilities	690854	0	1189323	70772	138311	54575	0	0	0	0	0	0	32	0	0	2143868
Residential buildings	670036	0	2611078	11730	0	357202	0	0	0	0	0	0	3736	0	0	3653783
Public lighting	37800	0	0	0	0	0	0	0	0	0	0	0	0	0	0	37800
Industries (excluding industries involved in the EU Emission trading scheme - ETS)	0	0	0	0	0	0	0	0	0	0	0	0	0	0	0	0
Subtotal	1514534	0	4010615	82502	151301	459572	0	0	0	0	0	0	3768	113	0	6222407
TRANSPORT																
Municipal fleet	0	0	0	0	0	30676	6618	0	0	0	0	0	0	0	0	37294
Public transport	14222	0	179	0	0	96803	269	0	0	0	0	0	0	0	0	111273
Private and commercial transport	0	0	0	0	0	200000	1505628	0	0	0	0	0	0	0	0	1705628
Subtotal	14222	0	179	0	0	327279	1512515	0	0	0	0	0	0	0	0	1854195
TOTAL	1528756	0	4010794	82502	151301	788851	1512515	0	0	0	0	0	3768	113	0	8076602

¹ e.g. JRC report [‘The Covenant of Mayors in Figures 6-Year Assessment’](#) (2015); [Covenant Indicators](#) (2015).



The SEAP and Monitoring Templates

www.eumayors.eu

- Give **visibility** to the actions of Covenant Signatories;
- Show the ambition of local authorities in Europe;
- Allows us to **push for more financing** to be allocated to local levels;
- Support the **development of EU policies**.

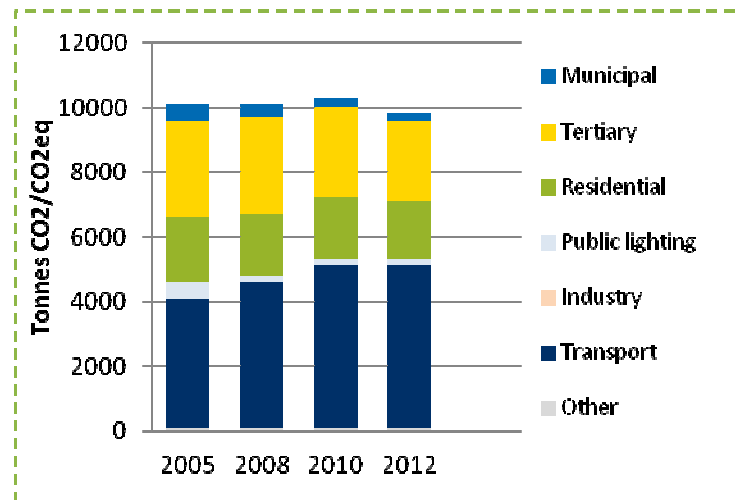
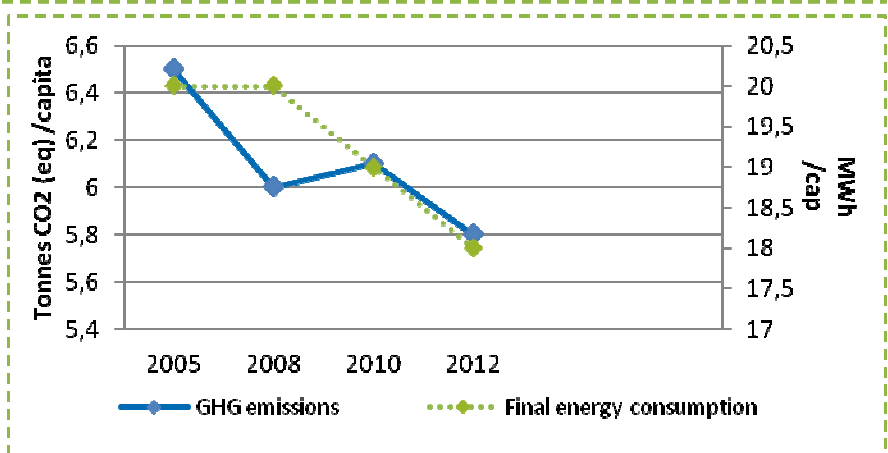
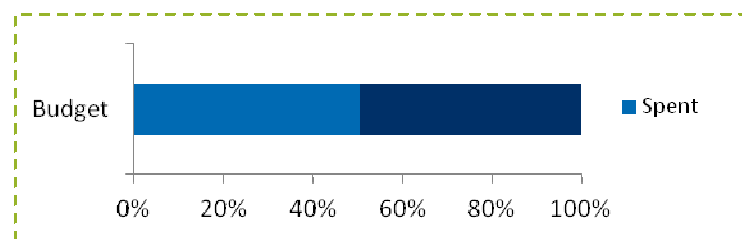
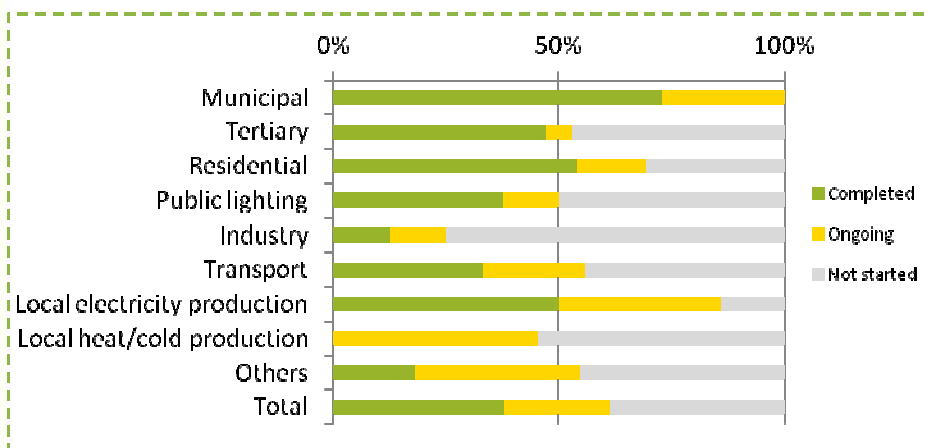


Synthesis report



www.eumayors.eu

- Analyse status and progress in a set of graphical representations

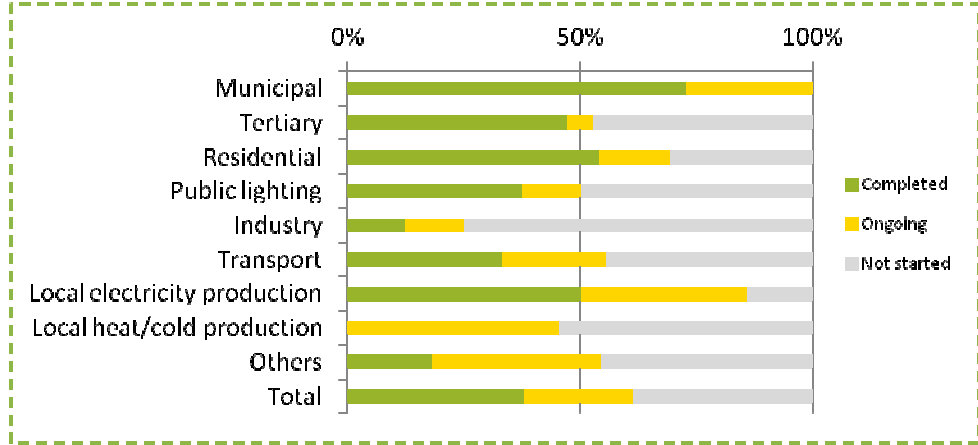
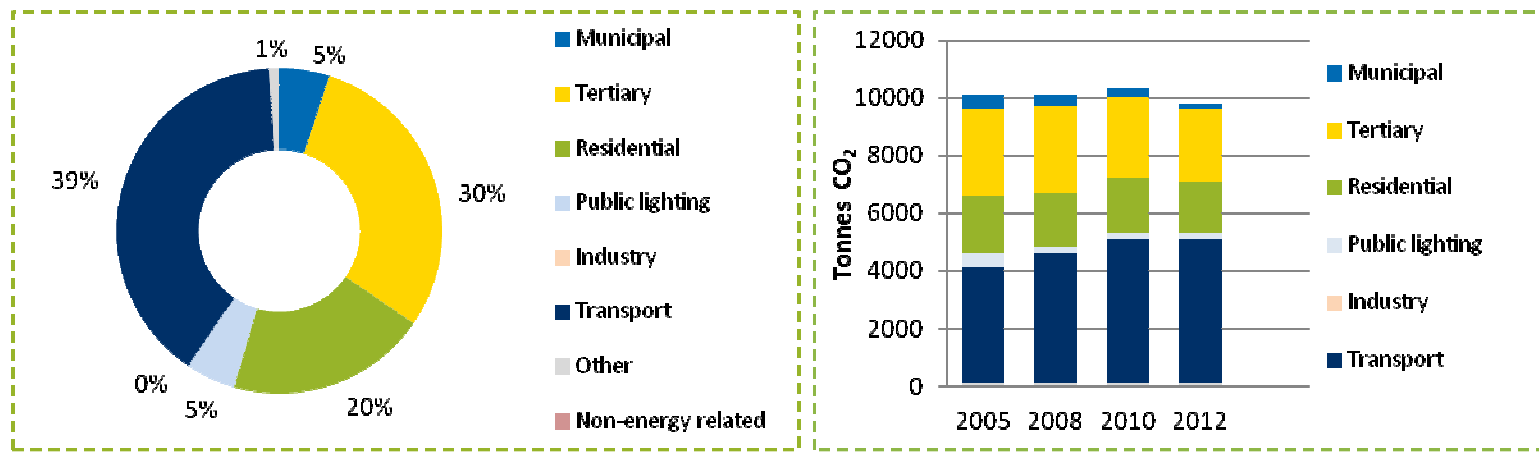




What is new?

www.eumayors.eu

- The revised SEAP template & new Monitoring template
- The SEAP and Monitoring online Catalogue





What will be new in 2015/2016?

www.eumayors.eu

- Improvement of the Benchmarks of Excellence catalogue
- Database for technical materials
- Involvement of more stakeholders (LAREAs, Aps, citizens, universities)
- More capacity-building events, more webinars
- Ceremony on 13/10/2015





5-years of Covenant of Mayors



www.eumayors.eu

- Huge mobilisation of local authorities accross EU and beyond **[6,200 signatories]**
- Tipping point in local energy planning **[4,200 integrated plans]**
- More ambitious targets than EU CO₂ emissions reduction target **[28% by 2020]**
- Great proximity of local authorities to EU **[Europeanisation]**
- Reference bottom-up initiative in energy and climate action



Covenant of Mayors success needs to be taken into account in EU policy-making and support continued.





www.eumayors.eu



THANK YOU!

elodie.bossio@eumayors.eu





Underlying Principles

www.eumayors.eu

Integrated approach

Mid/long-term planning

Stakeholders' involvement

-20% CO₂ by 2020 EU target

Fields of competence of local authorities



Flexible choice of models/tools respecting the Principles
Better fitting to local circumstances and permitting those already engaged in energy planning to come on board!



Piano d'Azione per l'Energia Sostenibile (PAES)



Documento strategico approvato dal Consiglio Comunale per tradurre l'impegno politico della firma del Patto in azioni concrete

Al momento: 1278 Paes consegnati 371 approvati

SETTORI CHIAVE



Buildings, equipment & facilities (municipal, tertiary and residential)



Transport (public, private and commercial)

ALTRI SETTORI



Industries (excluding ETS¹)



Small-scale local renewable energy production



Land use planning



Public procurement



Working with citizens & local stakeholders



Other (waste & water management)



Diapositiva 20

f1 Come accennato nella precedente slide, il piano d'azione per l'energia sostenibile (PAES) definisce le attività e gli obiettivi, valuta i tempi e le responsabilità assegnate.

L'approvazione del PAES da parte del Centro Comune di Ricerca facilita l'accesso ai finanziamenti europei da parte dei firmatari al fine di attuare le misure previste nei piani di azione presentati e approvati.

fedarene; 21/09/2012