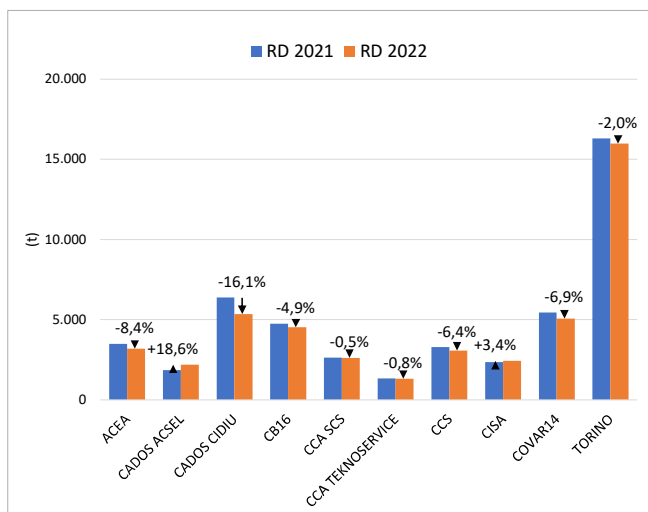


PRODUZIONE DI RACCOLTA DIFFERENZIATA (RD) (t) PER AMBITO E VARIAZIONE % 2022/2021

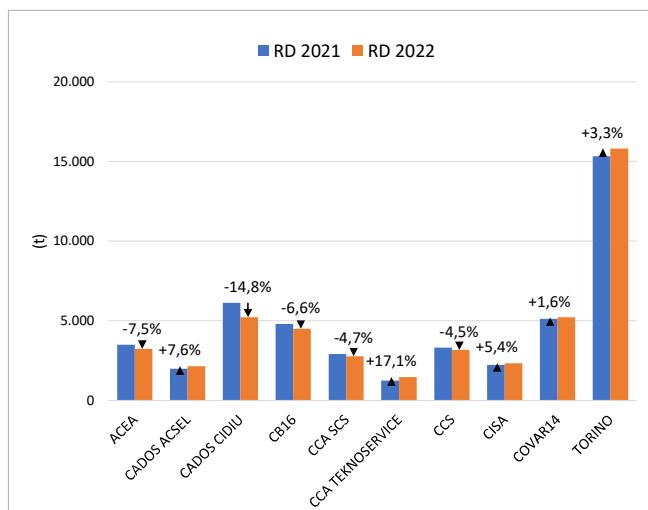
GENNAIO

AMBITO	2021	2022	Δ% 22/21
ACEA	3.481	3.188	-8,4%
CADOS ACSEL	1.854	2.199	18,6%
CADOS CIDIU	6.371	5.347	-16,1%
CB16	4.751	4.520	-4,9%
CCA SCS	2.635	2.621	-0,5%
CCA TEKNOSERVICE	1.323	1.312	-0,8%
CCS	3.283	3.072	-6,4%
CISA	2.343	2.424	3,4%
COVAR14	5.448	5.072	-6,9%
TORINO	16.304	15.978	-2,0%
CMTO	47.793	45.732	-4,3%



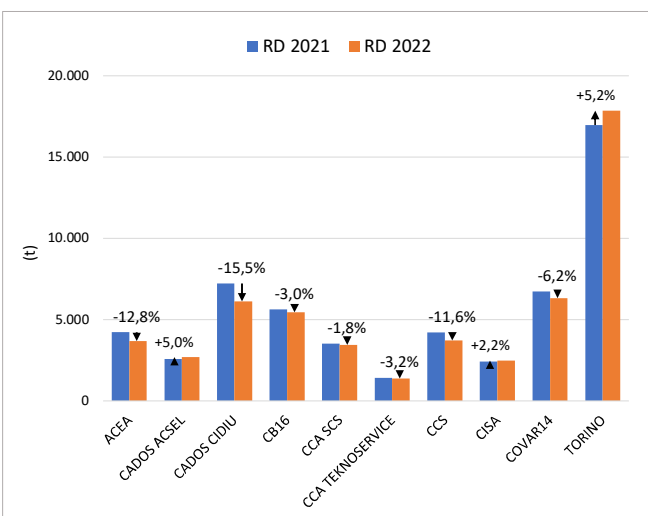
FEBBRAIO

AMBITO	2021	2022	Δ% 22/21
ACEA	3.495	3.233	-7,5%
CADOS ACSEL	1.990	2.142	7,6%
CADOS CIDIU	6.119	5.216	-14,8%
CB16	4.809	4.494	-6,6%
CCA SCS	2.899	2.762	-4,7%
CCA TEKNOSERVICE	1.247	1.460	17,1%
CCS	3.313	3.164	-4,5%
CISA	2.217	2.337	5,4%
COVAR14	5.122	5.206	1,6%
TORINO	15.319	15.818	3,3%
CMTO	46.530	45.832	-1,5%



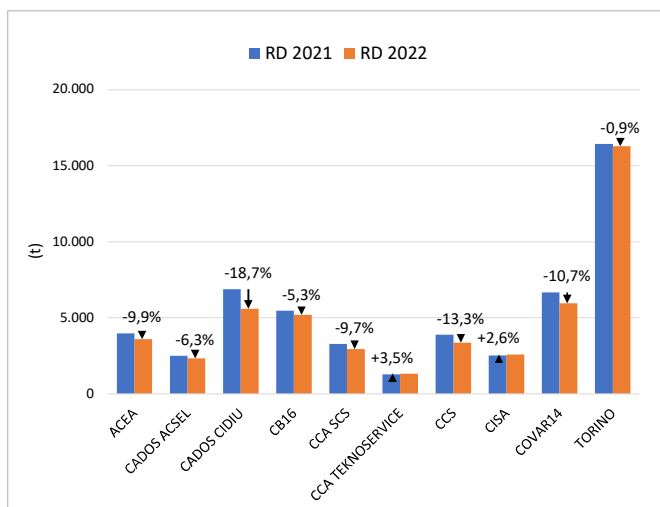
MARZO

AMBITO	2021	2022	Δ% 22/21
ACEA	4.216	3.674	-12,8%
CADOS ACSEL	2.565	2.693	5,0%
CADOS CIDIU	7.226	6.108	-15,5%
CB16	5.617	5.446	-3,0%
CCA SCS	3.506	3.442	-1,8%
CCA TEKNOSERVICE	1.413	1.368	-3,2%
CCS	4.201	3.713	-11,6%
CISA	2.422	2.475	2,2%
COVAR14	6.733	6.318	-6,2%
TORINO	16.959	17.848	5,2%
CMTO	54.857	53.085	-3,2%



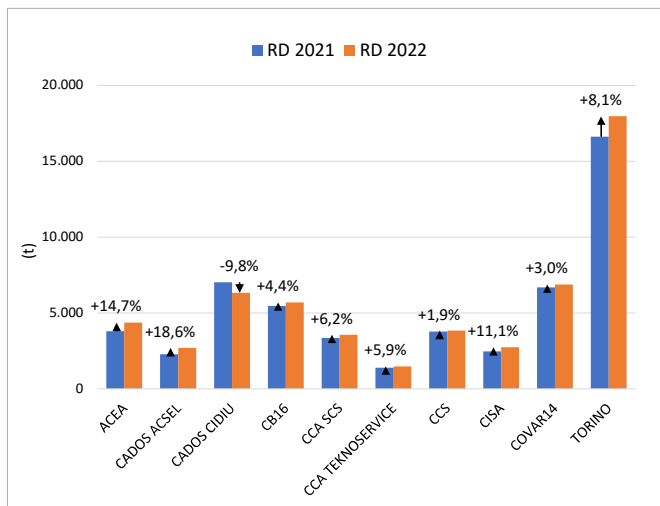
APRILE

AMBITO	2021	2022	Δ% 22/21
ACEA	3.988	3.594	-9,9%
CADOS ACSEL	2.498	2.340	-6,3%
CADOS CIDIU	6.889	5.598	-18,7%
CB16	5.481	5.190	-5,3%
CCA SCS	3.271	2.952	-9,7%
CCA TEKNOSERVICE	1.291	1.336	3,5%
CCS	3.888	3.369	-13,3%
CISA	2.528	2.594	2,6%
COVAR14	6.670	5.957	-10,7%
TORINO	16.434	16.282	-0,9%
CMTO	52.936	49.211	-7,0%



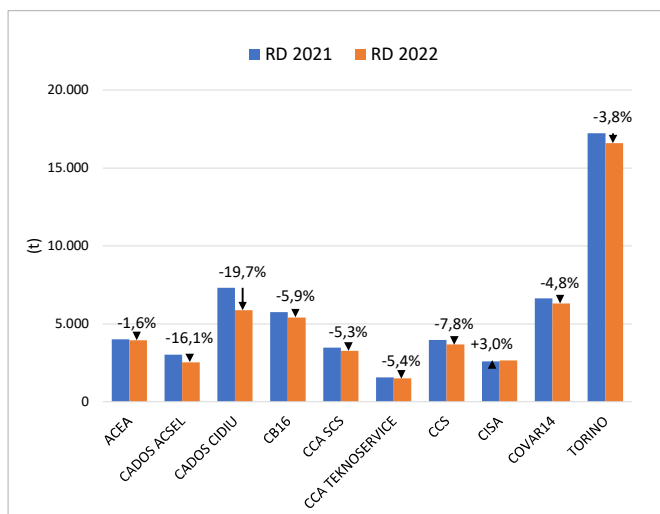
MAGGIO

AMBITO	2021	2022	Δ% 22/21
ACEA	3.807	4.368	14,7%
CADOS ACSEL	2.274	2.698	18,6%
CADOS CIDIU	7.032	6.340	-9,8%
CB16	5.458	5.699	4,4%
CCA SCS	3.364	3.572	6,2%
CCA TEKNOSERVICE	1.402	1.485	5,9%
CCS	3.765	3.838	1,9%
CISA	2.476	2.752	11,1%
COVAR14	6.685	6.885	3,0%
TORINO	16.621	17.962	8,1%
CMTO	52.884	55.600	5,1%



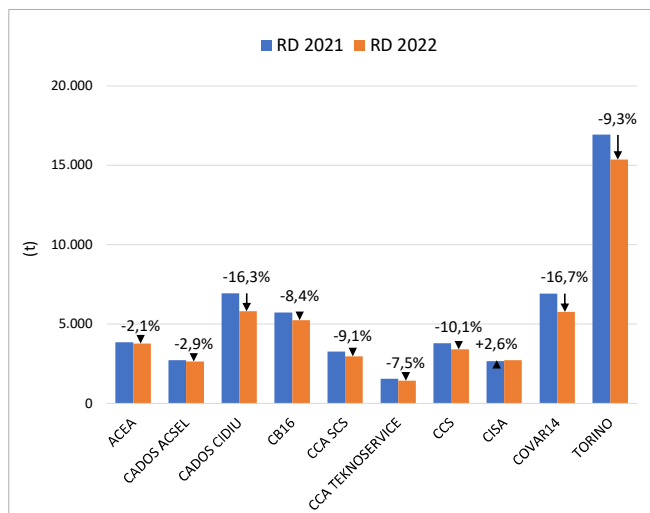
GIUGNO

AMBITO	2021	2022	Δ% 22/21
ACEA	4.010	3.945	-1,6%
CADOS ACSEL	3.029	2.542	-16,1%
CADOS CIDIU	7.308	5.870	-19,7%
CB16	5.754	5.414	-5,9%
CCA SCS	3.458	3.274	-5,3%
CCA TEKNOSERVICE	1.572	1.487	-5,4%
CCS	3.974	3.665	-7,8%
CISA	2.585	2.662	3,0%
COVAR14	6.629	6.314	-4,8%
TORINO	17.234	16.587	-3,8%
CMTO	55.553	51.761	-6,8%



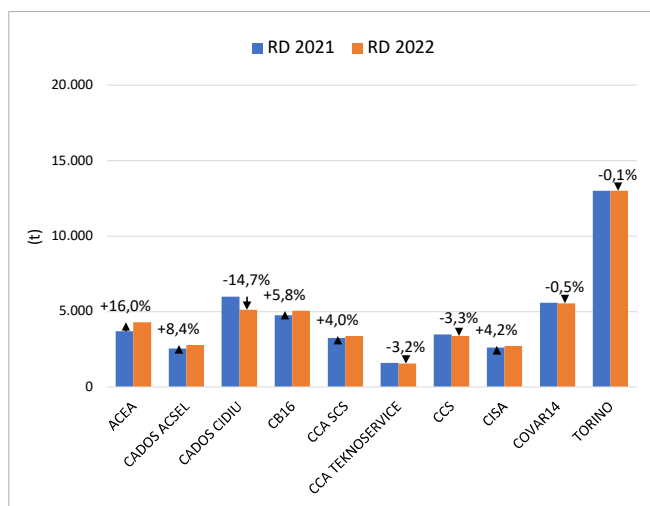
LUGLIO

AMBITO	2021	2022	Δ% 22/21
ACEA	3.854	3.773	-2,1%
CADOS ACSEL	2.711	2.633	-2,9%
CADOS CIDIU	6.940	5.807	-16,3%
CB16	5.728	5.246	-8,4%
CCA SCS	3.261	2.964	-9,1%
CCA TEKNOSERVICE	1.546	1.430	-7,5%
CCS	3.779	3.399	-10,1%
CISA	2.655	2.724	2,6%
COVAR14	6.920	5.762	-16,7%
TORINO	16.929	15.363	-9,3%
CMTO	54.323	49.101	-9,6%



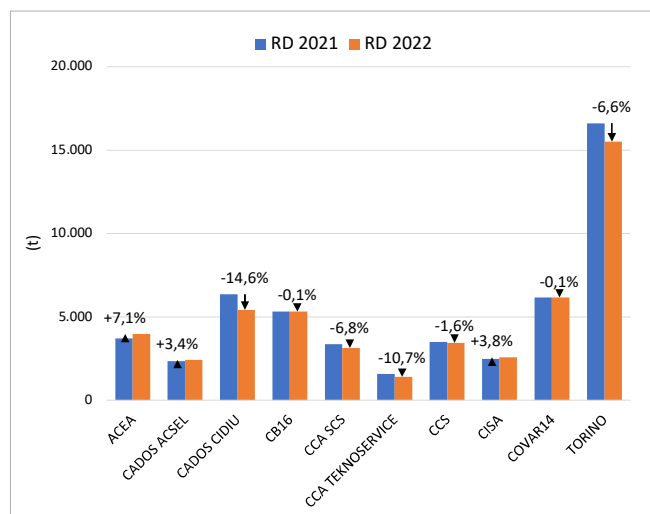
AGOSTO

AMBITO	2021	2022	Δ% 22/21
ACEA	3.701	4.292	16,0%
CADOS ACSEL	2.566	2.782	8,4%
CADOS CIDIU	5.995	5.116	-14,7%
CB16	4.764	5.043	5,8%
CCA SCS	3.257	3.387	4,0%
CCA TEKNOSERVICE	1.604	1.552	-3,2%
CCS	3.482	3.368	-3,3%
CISA	2.607	2.717	4,2%
COVAR14	5.582	5.551	-0,5%
TORINO	13.018	13.005	-0,1%
CMTO	46.577	46.813	0,5%



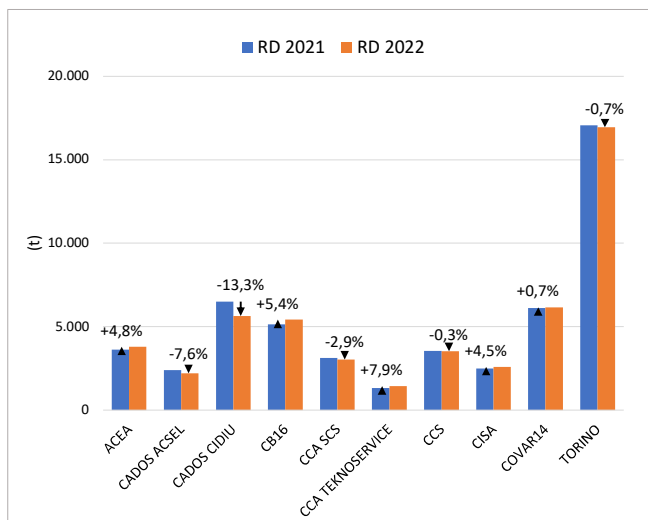
SETTEMBRE

AMBITO	2021	2022	Δ% 22/21
ACEA	3.717	3.979	7,1%
CADOS ACSEL	2.343	2.423	3,4%
CADOS CIDIU	6.349	5.424	-14,6%
CB16	5.323	5.319	-0,1%
CCA SCS	3.363	3.136	-6,8%
CCA TEKNOSERVICE	1.567	1.399	-10,7%
CCS	3.499	3.443	-1,6%
CISA	2.474	2.568	3,8%
COVAR14	6.162	6.159	-0,1%
TORINO	16.619	15.521	-6,6%
CMTO	51.417	49.372	-4,0%



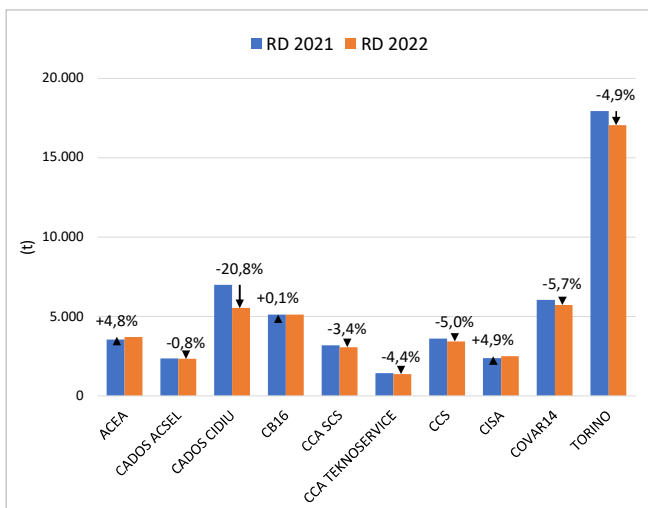
OTTOBRE

AMBITO	2021	2022	Δ% 22/21
ACEA	3.620	3.794	4,8%
CADOS ACSEL	2.383	2.203	-7,6%
CADOS CIDIU	6.496	5.632	-13,3%
CB16	5.142	5.417	5,4%
CCA SCS	3.116	3.026	-2,9%
CCA TEKNOSERVICE	1.320	1.425	7,9%
CCS	3.531	3.522	-0,3%
CISA	2.476	2.587	4,5%
COVAR14	6.111	6.151	0,7%
TORINO	17.068	16.945	-0,7%
CMTO	51.262	50.701	-1,1%



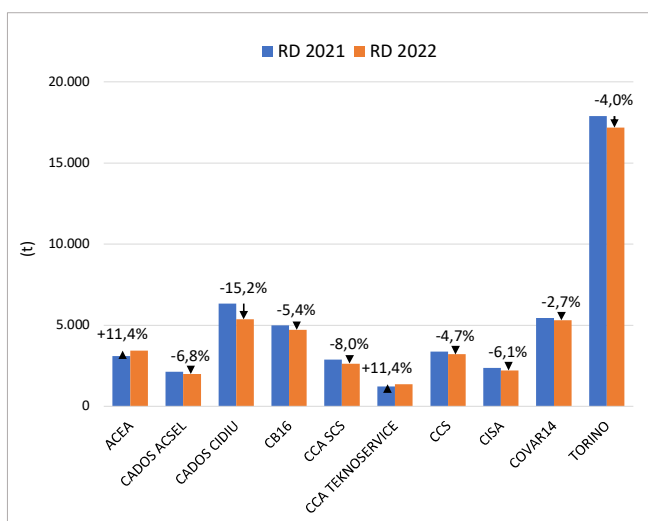
NOVEMBRE

AMBITO	2021	2022	Δ% 22/21
ACEA	3.554	3.724	4,8%
CADOS ACSEL	2.351	2.331	-0,8%
CADOS CIDIU	6.994	5.536	-20,8%
CB16	5.119	5.126	0,1%
CCA SCS	3.183	3.074	-3,4%
CCA TEKNOSERVICE	1.433	1.370	-4,4%
CCS	3.612	3.430	-5,0%
CISA	2.383	2.500	4,9%
COVAR14	6.061	5.718	-5,7%
TORINO	17.929	17.044	-4,9%
CMTO	52.619	49.854	-5,3%



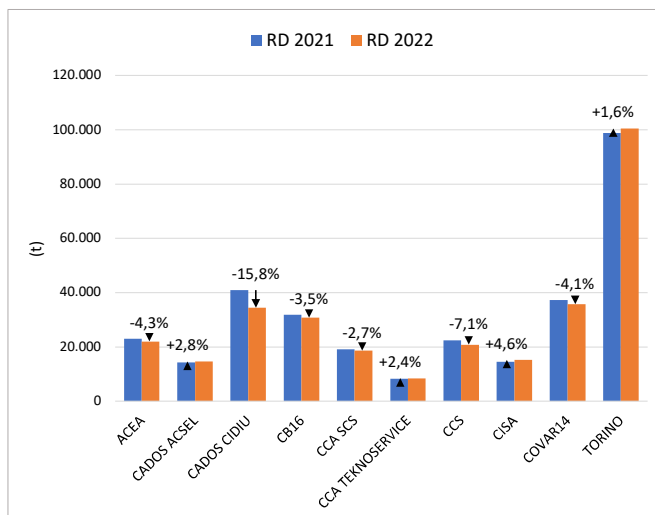
DICEMBRE

AMBITO	2021	2022	Δ% 22/21
ACEA	3.095	3.448	11,4%
CADOS ACSEL	2.141	1.996	-6,8%
CADOS CIDIU	6.332	5.372	-15,2%
CB16	4.986	4.715	-5,4%
CCA SCS	2.874	2.644	-8,0%
CCA TEKNOSERVICE	1.228	1.367	11,4%
CCS	3.369	3.212	-4,7%
CISA	2.368	2.224	-6,1%
COVAR14	5.451	5.303	-2,7%
TORINO	17.891	17.178	-4,0%
CMTO	49.737	47.458	-4,6%



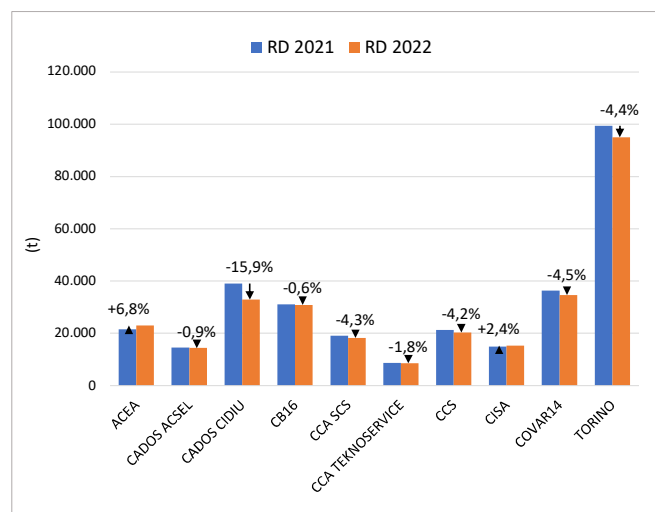
I SEMESTRE

AMBITO	2021	2022	Δ% 22/21
ACEA	22.998	22.002	-4,3%
CADOS ACSEL	14.211	14.614	2,8%
CADOS CIDIU	40.944	34.480	-15,8%
CB16	31.869	30.763	-3,5%
CCA SCS	19.133	18.623	-2,7%
CCA TEKNOSERVICE	8.247	8.448	2,4%
CCS	22.423	20.821	-7,1%
CISA	14.571	15.243	4,6%
COVAR14	37.287	35.752	-4,1%
TORINO	98.870	100.474	1,6%
CMTO	310.553	301.220	-3,0%



II SEMESTRE

AMBITO	2021	2022	Δ% 22/21
ACEA	21.541	23.009	6,8%
CADOS ACSEL	14.494	14.368	-0,9%
CADOS CIDIU	39.107	32.886	-15,9%
CB16	31.063	30.867	-0,6%
CCA SCS	19.054	18.230	-4,3%
CCA TEKNOSERVICE	8.698	8.544	-1,8%
CCS	21.273	20.373	-4,2%
CISA	14.962	15.322	2,4%
COVAR14	36.287	34.645	-4,5%
TORINO	99.455	95.055	-4,4%
CMTO	305.935	293.299	-4,1%



ANNUALE

AMBITO	2021	2022	Δ% 22/21
ACEA	44.539	45.012	1,1%
CADOS ACSEL	28.705	28.982	1,0%
CADOS CIDIU	80.051	67.366	-15,8%
CB16	62.932	61.630	-2,1%
CCA SCS	38.187	36.853	-3,5%
CCA TEKNOSERVICE	16.945	16.992	0,3%
CCS	43.697	41.194	-5,7%
CISA	29.532	30.565	3,5%
COVAR14	73.575	70.397	-4,3%
TORINO	198.326	195.529	-1,4%
CMTO	616.488	594.519	-3,6%

